

# CPI \_ Improving Program Learning Outcomes Report

## CPI Improving PLO Report (AY22-23)

Name of the Program Physical Therapy

Dean's signature *Jason Schmidt*

Expected Date of Submission **6/30/2023**

Department Chair or Director: Cheryl A. Hall, PT, DHSc, MBA

NYIT's CPI process is implemented to meet *MSCHE Standard V: Educational Effectiveness Assessment: Assessment of student learning and achievement demonstrates that the institution's students have accomplished educational goals consistent with their program of study, degree level, the institution's mission, and appropriate expectations for institutions of higher education.*

All degree program's PLO assessment plans (2022-2025) are posted through the link:

[http://www.nyit.edu/planning/academic\\_assessment\\_plans\\_reports](http://www.nyit.edu/planning/academic_assessment_plans_reports).

This is a report of its implementation for year 2022-2023. The report should address the following points:

### **I. The Annual Program Learning Outcomes (PLOs) Assessment should include the followings:**

1. PLO (PROGRAM LEARNING OUTCOMES) ASSESSED. LIST THE PLOS THAT HAVE BEEN ASSESSED IN AY 22-23 BASED ON YOUR THREE-YEAR PLAN (AY22\_25)

DPT Program-Level Learning Outcomes:

1. Determine the physical therapy needs of a patient or client through examination and evaluation
2. Develop and implement a plan of care to meet the individual's physical therapy needs
3. Demonstrate understanding of the foundational sciences as they relate to physical therapy practice

For the period, AY22-23, PLOs 1, 2, and 3 are being assessed. The program learning outcomes and course objectives matrix has been updated to reflect alignment with CAPTE Curriculum Evaluative Criteria (Columns C & D), which can be found here:

<https://docs.google.com/spreadsheets/d/10sBLIDAdU0-x8Y6Ufvkxm92waxzggwNqRQ0kKZ2Sx2Y/edit?usp=sharing>

# CPI \_ Improving Program Learning Outcomes Report

Program faculty have updated the matrix. CAPTE Curriculum Evaluative Data criteria have been added to the matrix and will be reflected in all course syllabi as of Fall 2023.

2. METHOD: DESCRIBE THE METHOD OF ASSESSMENT AND ATTACH MEASUREMENT INSTRUMENTS (E.G., RUBRIC, EXAM ITEMS, SCORING GUIDE FOR A PARTICULAR TASK, SUPERVISOR EVALUATION FORM, SURVEY INSTRUMENT, AND OTHER ASSESSMENT TOOLS).

The most remarkable determinants of assessing the PLOs are via student performance on the National Physical Therapy Examination (NPTE) and based on clinical instructor assessment during and following completion of the student's clinical affiliations, particularly in their final experience. The data collected is from the scores attained by students on the APTA Clinical Performance Instrument (CPI) as assigned by their clinical instructors. The strategic placement of each clinical rotation following an academic year of relevant coursework allows these elements to be formally assessed using this tool.

## **National Physical Therapy Examination Report from the Federation of State Boards of Physical Therapy (FSBPT)**

Passing the NPTE is the primary rubric for determining the academic program success and competency of program graduates. As per the FSBPT, the NPTE is developed, maintained, and administered "To help ensure that only those individuals who have the requisite knowledge of physical therapy are licensed in the physical therapy field and to help regulatory authorities evaluate candidates and provide standards that are comparable from jurisdiction to jurisdiction" (<https://www.fsbpt.org/Secondary-Pages/Exam-Candidates/National-Exam-NPTE>).

The graduating cohort of the Class of 2022 achieved a 100% first-time pass rate, meaning all students from the cohort passed the licensing examination the first time they sat for the exam. The national average for the first-time pass rate for 2022 graduates was 85%. In addition, the passing score for the 2022 cohort was 699.9, which exceeded the national average (660.3) by over 30 points. As of the most updated version of the Federation of State Boards of Physical Therapy report (May 17, 2023), the DPT 2021 cohort has improved its ultimate pass rate from 94.7% to 97.4% with one graduate still outstanding (see official report below).

# CPI \_ Improving Program Learning Outcomes Report



The Federation of State Boards of Physical Therapy  
 Export to Excel  
 View as PDF

## New York Institute of Technology (PT)

### Free Basic Pass Rate Report

School Code: 0136  
 Graduation Years: 2020 - 2022  
 Exam Level: PT  
 State: NY  
 Date of Report: 6/26/2023

				Summary Performance for the School by Graduation Year			Summary Performance for All U.S.-Accredited Candidates by Graduation Year		
Graduation Year	Group	Number of Candidates	Number of Passing Candidates	Pass Rate	Mean Scale Score	Confidence Interval of the Mean	Pass Rate	Mean Scale Score	Standard Deviation Scale Score
2022	First Time	37	37	100.0%	699.9	9.7	85.0%	660.3	59.8
	Ultimate	37	37	100.0%	699.9	9.7	95.9%	667.9	51.4
2021	First Time	38	31	81.6%	642.2	9.4	87.9%	666.1	58.2
	Ultimate	38	37	97.4%	651.5	7.6	98.6%	673.2	49.5
2020	First Time	38	34	89.5%	675.4	8.8	91.2%	673.7	56.1
	Ultimate	38	38	100.0%	678.4	8.1	99.0%	678.9	49.0

Scale Scores of 600 and above are passing.

### 3. ANALYSIS OF THE ASSESSMENT RESULTS: PROVIDE CRITERIA-BASED DISAGGREGATE AND AGGREGATE DATA ANALYSIS.

Taking a deeper dive into the content areas of the NPTE that align with the PLOs assessed in this assessment period, we can look at the Content Area Reports of first-time test takers in the New York Tech DPT program from 2021 and the 2022 graduating cohort. Using NPTE scores in content areas from previous years will provide a baseline for determining practical outcomes going forward. The content areas aligned with our assessed PLOs are in bold and italics below, with a notable increase in the mean scale score (out of 800) in those content areas from 2021 to 2022:

## CPI \_ Improving Program Learning Outcomes Report

Content Area	Class of 2021	Class of 2022	change in score (points)
<i>Physical Therapy Examination</i>	<i>675.5</i>	<i>716.5</i>	<i>+41.0</i>
<i>Foundations for Evaluation, Differential Diagnosis, &amp; Prognosis</i>	<i>646.1</i>	<i>710.0</i>	<i>+63.9</i>
<i>Interventions</i>	<i>631.3</i>	<i>685.0</i>	<i>+53.7</i>
Nonsystem Domains: Prosthetics and Orthotics Modalities (including parameters and contraindications) Research Professional Responsibilities Safety and Protection	613.1	681.7	+68.6

### **Clinical Rating Scores on the Clinical Performance Instrument (CPI), assessed at the end of the final clinical rotation**

On the web-based version of the CPI, the rating scale includes 21 performance intervals, ranging from “Beginning performance” to “Beyond entry-level performance.” Each benchmark corresponds to a specific benchmark with the following scores:

- Beginning performance: 1-4
- Advanced beginner: 5-8
- Intermediate: 9-12
- Advanced intermediate: 13-16
- **Entry-level: 17-20 (expected score by end of Clinical Education IV)**
- Beyond entry-level: 21

A report generated in the web-based CPI yielded the following average scores (out of a possible 21) for the Classes of 2022 and 2023 in the clinical skill areas consistent with the PLOs assessed, based on the completion of their final clinical education experience.

## CPI \_ Improving Program Learning Outcomes Report

Patient Management areas aligned with PLOs based on clinical skill scores (out of 21)	PLOs	Class of 2022	Class of 2023
Clinical Reasoning	1, 2, 3	18.77	18.52
Screening	1, 2, 3	18.40	18.24
Examination	1, 2, 3	18.6	18.27
Evaluation	1, 2, 3	18.57	18.3
Diagnosis & Prognosis	1, 2, 3	18.37	18.21
Plan of Care	1, 2, 3	18.51	18.42
Educational Interventions	1, 2, 3	18.86	18.45
Outcomes Assessment	1, 2, 3	18.51	18.36

The attached Excel sheet will show individual student scores for the 2022 and 2023 cohorts. Except for one student receiving a score of 16 in Patient Management: Screening (2022), all students in both cohorts received a score of 17 or higher in all Patient Management areas consistent with PLOs being assessed during the AY22-23, indicating the achievement of entry-level skills, as per clinical instructors.

#### 4. INTERPRETATION: TO WHAT DEGREE DID STUDENTS ACHIEVE THE PROGRAM LEARNING OUTCOMES BASED ON YOUR DATA ANALYSIS AND EXPECTED LEARNING OUTCOMES?

Using the outcome measures of the NPTE pass rate, scores in the respective content areas on the NPTE, and the achievement of entry-level clinical performance benchmarks, all students from the Class of 2022 have shown that they have met the PLOs assessed for the AY 22-23, with the achievement of a 100% first-time pass rate on the NPTE and the achievement of entry-level status on all clinical skills in their final clinical experience. The Class of 2023 has not yet taken the NPTE as of the completion of this report, but similarly to the Class of 2022, all students achieved a clinical rating score of entry-level (17-20+). In summary, both cohorts exhibited an average of 18+ in all clinical skill areas reflected in the PLOs at the end of their final clinical rotations, thus providing objective evidence that students are well-prepared and ready to manage the complex dimensions of patient care.

# CPI \_ Improving Program Learning Outcomes Report

5. CLOSE THE LOOP – IF THE EXPECTED PROGRAM LEARNING OUTCOMES WERE SUCCESSFULLY MET, DESCRIBE HOW THE PROGRAM WILL KEEP OR EXPAND THE GOOD PRACTICES, IF NOT, REFINE OR CREATE THE NEXT CYCLE OF [PDSA](#)

As per last year's report, the targeted outcomes to be assessed for AY23-24 will be:

4. Communicate appropriately and effectively with patients, families, colleagues, and the public.
5. Adhere to safe, ethical, and legal practice.
6. Apply sound administrative principles to the management of physical therapy practice.
7. Apply basic educational strategies for teaching within the scope of physical therapy.

However, it should be noted that next year, the CPI will be replaced with the Clinical Internship Evaluation Tool (CIET), a newer clinical performance tool implemented this year.

## **II. Brief Description of Faculty Engagement in the Current Annual Assessment Report:**

With the regular updating of the program matrix, faculty verify PLOs for courses in which they are primary instructors, thus providing faculty with the opportunity for ongoing assessment of all outcomes annually, not only those specifically identified in this report. With the revision of the program matrix, which now includes all CAPTE evaluative criteria, including curriculum criteria numbers, course syllabi will be modified to include the CC1-CC5 criteria at the end of course objectives by Fall 2023. This will assist in aligning our course objectives with the specific evaluative criteria as we prepare for re-accreditation in 2026.

Once this report has been accepted by the Institutional CPI Committee, it will be disseminated and discussed at the next Department meeting scheduled for August 2023.

*Last updated 4/14/23*

Eval Name	Graduation Year	Eval Type	Eval Period	Patient Management: Clinical Reasoning	Patient Management: Screening	Patient Management: Examination	Patient Management: Evaluation	Patient Management: Diagnosis and Prognosis	Patient Management: Plan of Care	Patient Management : Educational Interventions	Patient Management: Outcomes Assessment
	2022	CI	Final	21	20	20	21	21	21	21	20
2022 Clinical Education IV (Class of 2022)	2022	CI	Final	19	19	19	19	19	19	19	18
2022 Clinical Education IV (Class of 2022)	2022	CI	Final	19	19	19	19	19	19	19	19
2022 Clinical Education IV (Class of 2022)	2022	CI	Final	17	17	17	17	17	17	17	17
2022 Clinical Education IV (Class of 2022)	2022	CI	Final	19	19	19	19	19	19	19	19
2022 Clinical Education IV (Class of 2022)	2022	CI	Final	20	19	18	19	19	19	21	19
2022 Clinical Education IV (Class of 2022)	2022	CI	Final	17	18	18	17	17	18	18	17
2022 Clinical Education IV (Class of 2022)	2022	CI	Final	17	17	17	18	17	17	17	17
2022 Clinical Education IV (Class of 2022)	2022	CI	Final	17	17	17	17	17	17	21	17
2022 Clinical Education IV (Class of 2022)	2022	CI	Final	17	17	17	17	17	17	17	17
2022 Clinical Education IV (Class of 2022)	2022	CI	Final	21	21	21	21	21	21	21	21
2022 Clinical Education IV (Class of 2022)	2022	CI	Final	18	17	18	17	17	17	17	17
2022 Clinical Education IV (Class of 2022)	2022	CI	Final	21	21	21	21	21	21	21	21
2022 Clinical Education IV (Class of 2022)	2022	CI	Final	20	18	19	19	19	19	19	19
2022 Clinical Education IV (Class of 2022)	2022	CI	Final	19	18	18	18	18	18	18	18
2022 Clinical Education IV (Class of 2022)	2022	CI	Final	21	19	21	21	20	19	20	21
2022 Clinical Education IV (Class of 2022)	2022	CI	Final	17	17	18	17	18	18	17	18
2022 Clinical Education IV (Class of 2022)	2022	CI	Final	20	16	21	21	18	21	21	19
2022 Clinical Education IV (Class of 2022)	2022	CI	Final	21	21	21	21	21	21	21	21
2022 Clinical Education IV (Class of 2022)	2022	CI	Final	21	21	21	21	21	21	21	21
2022 Clinical Education IV (Class of 2022)	2022	CI	Final	17	17	17	17	17	18	18	17
2022 Clinical Education IV (Class of 2022)	2022	CI	Final	21	19	18	19	19	18	20	18
2022 Clinical Education IV (Class of 2022)	2022	CI	Final	17	17	17	15	16	16	16	17
2022 Clinical Education IV (Class of 2022)	2022	CI	Final	17	17	17	17	17	17	17	17
2022 Clinical Education IV (Class of 2022)	2022	CI	Final	20	20	20	20	20	20	20	21
2022 Clinical Education IV (Class of 2022)	2022	CI	Final	17	17	19	19	17	17	18	18
2022 Clinical Education IV (Class of 2022)	2022	CI	Final	19	17	17	17	17	18	18	17
2022 Clinical Education IV (Class of 2022)	2022	CI	Final	18	19	19	19	17	17	17	17
2022 Clinical Education IV (Class of 2022)	2022	CI	Final	17	18	17	17	17	17	17	17
2022 Clinical Education IV (Class of 2022)	2022	CI	Final	18	17	17	17	17	17	17	17
2022 Clinical Education IV (Class of 2022)	2022	CI	Final	21	20	20	20	20	20	20	21
2022 Clinical Education IV (Class of 2022)	2022	CI	Final	17	19	18	18	18	18	18	17
2022 Clinical Education IV (Class of 2022)	2022	CI	Final	19	18	18	18	18	18	18	19
2022 Clinical Education IV (Class of 2022)	2022	CI	Final	20	21	20	20	20	21	21	21
2022 Clinical Education IV (Class of 2022)	2022	CI	Final	17	17	17	17	17	17	18	18
Average Patient Management Score out of 21				18.77	18.4	18.6	18.57	18.37	18.51	18.86	18.51

Eval Name	Graduation Year	Eval Type	Eval Period	Patient Management: Clinical Reasoning	Patient Management: Screening	Patient Management: Examination	Patient Management: Evaluation	Patient Management: Diagnosis and Prognosis	Patient Management: Plan of Care	Patient Management : Educational Interventions	Patient Management: Outcomes Assessment
2023 Clinical Education IV (Class of 2023)	2023	CI	Final	21	21	21	21	21	21	21	21
2023 Clinical Education IV (Class of 2023)	2023	CI	Final	17	17	17	17	17	17	17	17
2023 Clinical Education IV (Class of 2023)	2023	CI	Final	20	19	20	20	19	19	19	20
2023 Clinical Education IV (Class of 2023)	2023	CI	Final	18	17	17	17	17	17	17	17
2023 Clinical Education IV (Class of 2023)	2023	CI	Final	18	17	17	17	18	17	17	17
2023 Clinical Education IV (Class of 2023)	2023	CI	Final	18	18	17	17	17	18	18	18
2023 Clinical Education IV (Class of 2023)	2023	CI	Final	21	20	20	19	20	20	20	20
2023 Clinical Education IV (Class of 2023)	2023	CI	Final	21	19	18	18	18	20	20	20
2023 Clinical Education IV (Class of 2023)	2023	CI	Final	20	20	20	20	21	21	20	21
2023 Clinical Education IV (Class of 2023)	2023	CI	Final	20	20	20	20	20	20	20	20
2023 Clinical Education IV (Class of 2023)	2023	CI	Final	19	20	19	20	19	20	20	19
2023 Clinical Education IV (Class of 2023)	2023	CI	Final	17	17	17	17	18	18	19	17
2023 Clinical Education IV (Class of 2023)	2023	CI	Final	19	19	19	18	18	19	19	19
2023 Clinical Education IV (Class of 2023)	2023	CI	Final	18	17	17	17	17	17	17	17
2023 Clinical Education IV (Class of 2023)	2023	CI	Final	17	17	17	17	17	17	17	17
2023 Clinical Education IV (Class of 2023)	2023	CI	Final	17	17	17	17	17	17	17	17
2023 Clinical Education IV (Class of 2023)	2023	CI	Final	21	21	21	21	21	21	21	21
2023 Clinical Education IV (Class of 2023)	2023	CI	Final	17	17	17	17	17	17	17	17
2023 Clinical Education IV (Class of 2023)	2023	CI	Final	18	17	17	17	17	17	17	17
2023 Clinical Education IV (Class of 2023)	2023	CI	Final	21	20	21	21	21	21	20	21
2023 Clinical Education IV (Class of 2023)	2023	CI	Final	19	19	19	19	19	19	19	20
2023 Clinical Education IV (Class of 2023)	2023	CI	Final	17	17	17	17	17	17	17	17
2023 Clinical Education IV (Class of 2023)	2023	CI	Final	19	17	17	17	17	19	17	17
2023 Clinical Education IV (Class of 2023)	2023	CI	Final	18	18	19	20	19	19	20	20
2023 Clinical Education IV (Class of 2023)	2023	CI	Final	19	19	19	19	18	19	19	19
2023 Clinical Education IV (Class of 2023)	2023	CI	Final	17	17	17	17	17	17	17	17
2023 Clinical Education IV (Class of 2023)	2023	CI	Final	18	18	18	18	18	18	18	18
2023 Clinical Education IV (Class of 2023)	2023	CI	Final	17	17	17	17	17	17	17	17
2023 Clinical Education IV (Class of 2023)	2023	CI	Final	17	18	18	18	17	17	18	17
2023 Clinical Education IV (Class of 2023)	2023	CI	Final	18	18	19	20	18	18	18	18
2023 Clinical Education IV (Class of 2023)	2023	CI	Final	19	19	19	19	19	19	21	19
2023 Clinical Education IV (Class of 2023)	2023	CI	Final	18	18	18	18	18	18	17	17
2023 Clinical Education IV (Class of 2023)	2023	CI	Final	17	17	17	17	17	17	17	17
Average Patient Management Score out of 21				18.52	18.24	18.27	18.3	18.21	18.42	18.45	18.36






# CPI\_ImprovingPLO\_ReportAY22-23\_DPT

Final Audit Report

2023-07-25

Created:	2023-07-25
By:	Cheryl Hall (chall@nyit.edu)
Status:	Signed
Transaction ID:	CBJCHBCAABAAQK2nhThirCF0hRcnikobMEaZZXDDb2a9

## "CPI\_ImprovingPLO\_ReportAY22-23\_DPT" History

-  Document created by Cheryl Hall (chall@nyit.edu)  
2023-07-25 - 5:44:08 PM GMT
-  Document emailed to Gordon Schmidt (gordon.schmidt@nyit.edu) for signature  
2023-07-25 - 5:45:46 PM GMT
-  Email viewed by Gordon Schmidt (gordon.schmidt@nyit.edu)  
2023-07-25 - 5:53:01 PM GMT
-  Document e-signed by Gordon Schmidt (gordon.schmidt@nyit.edu)  
Signature Date: 2023-07-25 - 5:55:05 PM GMT - Time Source: server
-  Agreement completed.  
2023-07-25 - 5:55:05 PM GMT