

# BLACKBOARD DIRECTIONS

(Developed by Dr. Michael Uttendorfer – School of Education)

1. Point your browser to <http://nyitonline.nyit.edu> and you will see the web page below

Chairperson of the Online Campus  
[Stan Silverman](#)

Summer 2010 Online course textbook information: [Click here](#)  
To access the courses that ran prior to the Spring 2010 (Blackboard 8): [Click here](#)

### Support Information

Issue	Contact Info	Hours of Operation
Blackboard Problems	800-462-9041 or <a href="#">Helpdesk Website</a>	Mon - Fri: 9:00AM - 5:00PM
Login Problems	<a href="#">NYITConnect Password Reset</a>	Online

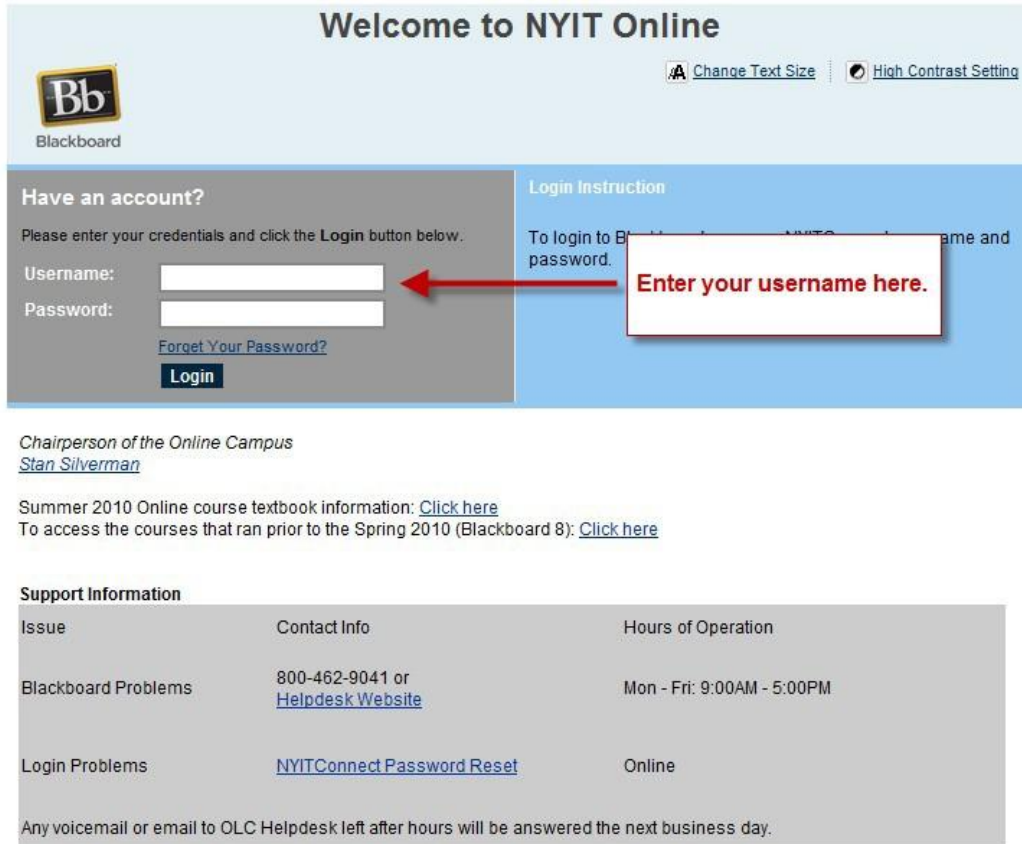
Any voicemail or email to OLC Helpdesk left after hours will be answered the next business day.

If you have difficulty or need help, you can call or email the NYIT Blackboard Support Helpdesk at 1-800-462-9041 or check the NYIT Online Support Website at <http://eeznt3.nyiteez.org/olchelp/> for additional ways to get help.

2. Enter your user name.

### What Is My Username?

Your Blackboard Username will be the same as your NYIT username for NYIT Connect and your NYIT email.



The screenshot shows the Blackboard login interface. At the top, it says "Welcome to NYIT Online" with a Blackboard logo and links for "Change Text Size" and "High Contrast Setting". Below this is a "Have an account?" section with a "Login" button. A red box with the text "Enter your username here." and a red arrow points to the "Username:" input field. To the right, a "Login Instruction" section says "To login to Blackboard, enter your NYIT Connect username and password." Below the login section, there is a link for "Forgot Your Password?". At the bottom, there is a "Support Information" table and a note about voicemail.

Issue	Contact Info	Hours of Operation
Blackboard Problems	800-462-9041 or <a href="#">Helpdesk Website</a>	Mon - Fri: 9:00AM - 5:00PM
Login Problems	<a href="#">NYITConnect Password Reset</a>	Online

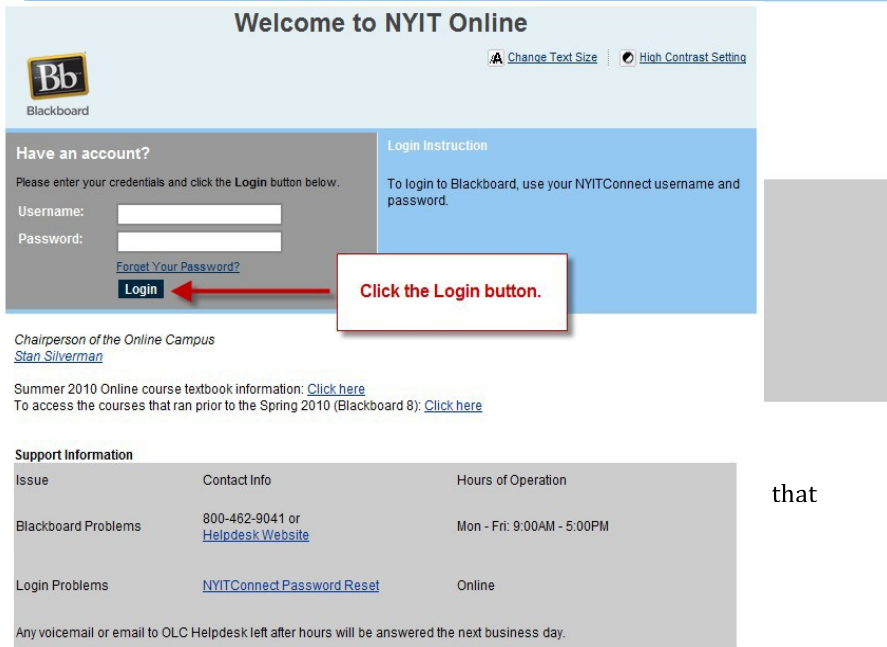
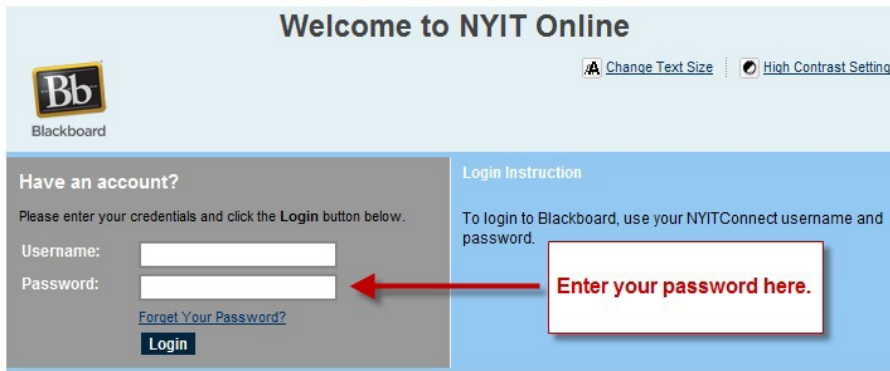
Any voicemail or email to OLC Helpdesk left after hours will be answered the next business day.

Users who do not know their NYIT Username should refer to NYIT Connect at <https://register.nyit.edu/reset/>

3. Enter your password.

### What Is My Password?

Your Blackboard Password will be the same as your NYIT password for NYIT Connect and your NYIT email.



that

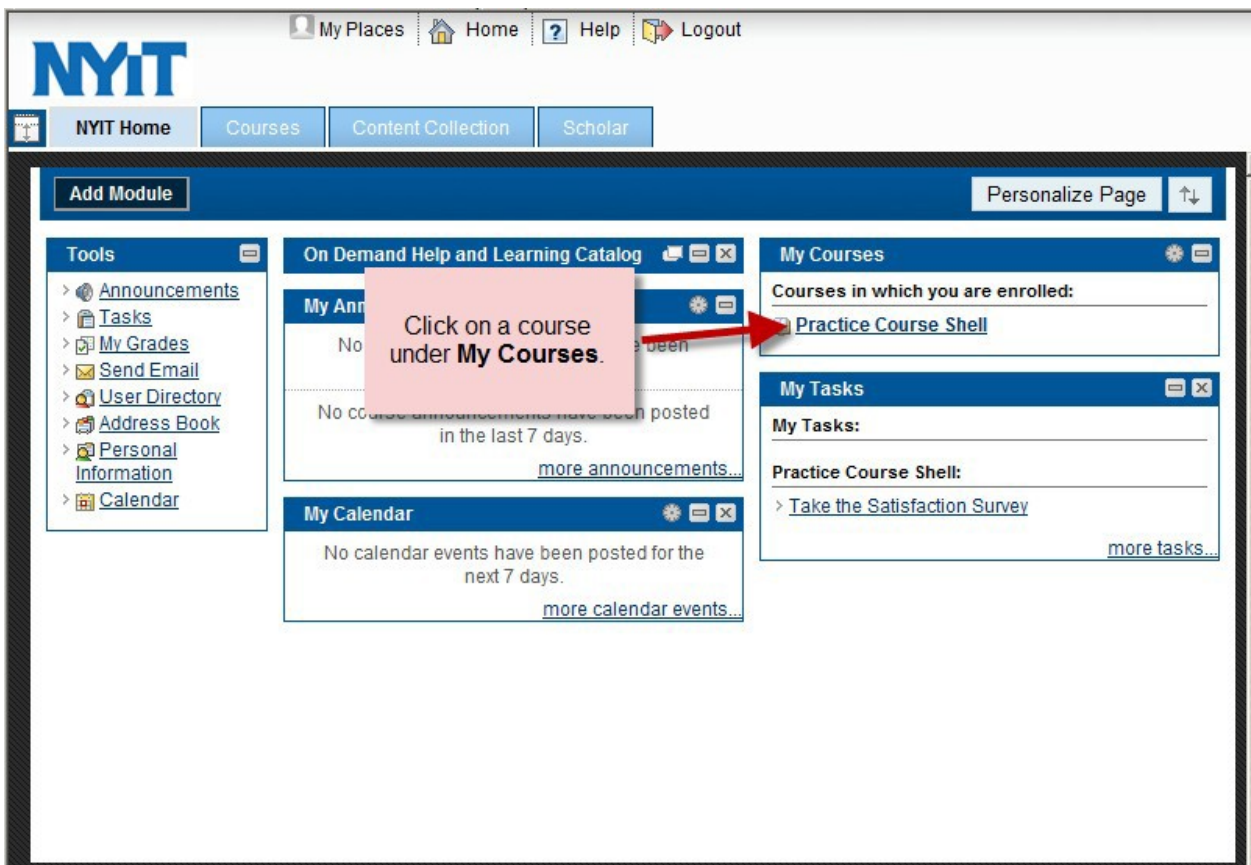
Users who do not know their NYIT Password should click on the link above the login button “Forgot Your Password” and follow the instructions.



4. Then Click on the Login button.

5. Select a Course.

You will see a list of your courses in the upright under My Courses. Click on one of the courses.



6. Navigate to the Course Section.

The navigation buttons or links will appear on the left. Click on the button or link to enter parts of your course. Your instructor will give you more details about what sections to go to.

The screenshot displays the NYIT course shell interface. At the top, there is a navigation bar with the NYIT logo and links for My Places, Home, Help, and Logout. Below this is a secondary navigation bar with buttons for NYIT Home, Courses, Content Collection, and Scholar. The main content area is titled 'PRACTICE COURSE SHELL SDBX\_MICHAEL\_UTTENDORFER | HOME PAGE'. On the left, a navigation menu is expanded, showing a tree structure of course components: Home Page, Course Orientation, Syllabus, Documents, Assignments, Weekly Discussions, Communication Tools, Web Links, Tools, and Help. A red arrow points to the 'Documents' link. A pink text box with a white border contains the instruction: 'Click on a link on the navigation menu to go to parts of your course.' The main content area features several sections: 'Home Page' with a user profile icon, 'My Announcements' (showing 'No announcements have been posted for the next 7 days.'), 'My Calendar' (showing 'calendar events have been posted for the next 7 days.'), 'My Tasks' (listing 'Practice Course Shell: > Take the Satisfaction Survey'), and 'What's New' (showing 'No Notifications'). A 'What's Due' section is also visible, showing 'All Items (0)', 'Today (0)', 'Tomorrow (0)', 'This Week (0)', and 'Future (0)'. The page footer includes the NYIT logo, 'School Interdisciplinary Studies and Education', and 'Instructional Technology Handbook 2018 – 2019'.

